

Vermeer®
Horizontal Grinder

HG4000TX



Vermeer®

HG4000TX

Steadfast strength **in a maneuverable** **package**

Designed to offer access to remote areas and quick repositioning without the need for additional support equipment, Vermeer introduces the fully self-propelled HG4000TX. Similar to other track-driven Vermeer grinder models, 20" (51 cm) wide double grouser track pads use sealed track rollers and compressed coil springs to help reduce material build-up in the track system.

Powered by a 440 hp (328 kW) Caterpillar diesel engine, the HG4000TX provides an efficient balance of strength and fuel economy. What's more, the engine is fully enclosed, helping to reduce engine noise.

Additional productivity-enhancing features include the Vermeer-exclusive SmartGrind system and an infeed over-pressure/auto-reverse function to help prevent infeed operations from stalling due to material wedging. A 48" (122 cm) wide, V-cleat discharge conveyor is designed to smoothly exit processed material from the machine.

Built on a similar platform as other models in the Vermeer grinder lineup, the HG4000TX is ready to provide exceptional performance for your demanding operations.

Building a Vermeer **Grinder Dynasty.**



Control panel. A centralized control station provides real time performance information and full instrumentation. The control panel is also equipped with diagnostic ports for monitoring systems and troubleshooting.



The one, the only, Duplex Drum. The patented Duplex Drum cutting system offers optimum cutting performance with full surface coverage of the material. In addition, it offers the latest technology in hammer design and replacement procedures in the industry. Maintenance time is reduced due to easy hammer and cutter block change out. Plus, hammers and cutter blocks are reversible, therefore nearly doubling hammer life.



Formed alloy slat and chain feed table. The HG4000TX feed table features a solid floor design with continuous support of the infeed chain to help improve structural support and increase chain life.

Horizontal Grinder



Easy access screens are engineered with top-loading design to allow the operator to change screens more easily, and in less time than conventional side loading screens. A variety of screen sizes are available to meet specific project needs.

SmartGrind. With the patented SmartGrind system, an advanced control system constantly monitors engine rpm and material feed rates. If difficult material causes engine rpm to drop below an efficient operating range, the system stops and reverses material until rpm is restored. For material of difficult sizes and shapes, the system includes feed roller down pressure. Controlled by the operator, the feed roller applies down pressure and reverses independently from the feed table to reposition the material.




The HG4000tx features the Thrown Object Deflector (TOD).

The TOD reduces the quantity and distance of thrown material debris. Additionally, the TOD is strategically positioned to reduce interference when loading over-length material.



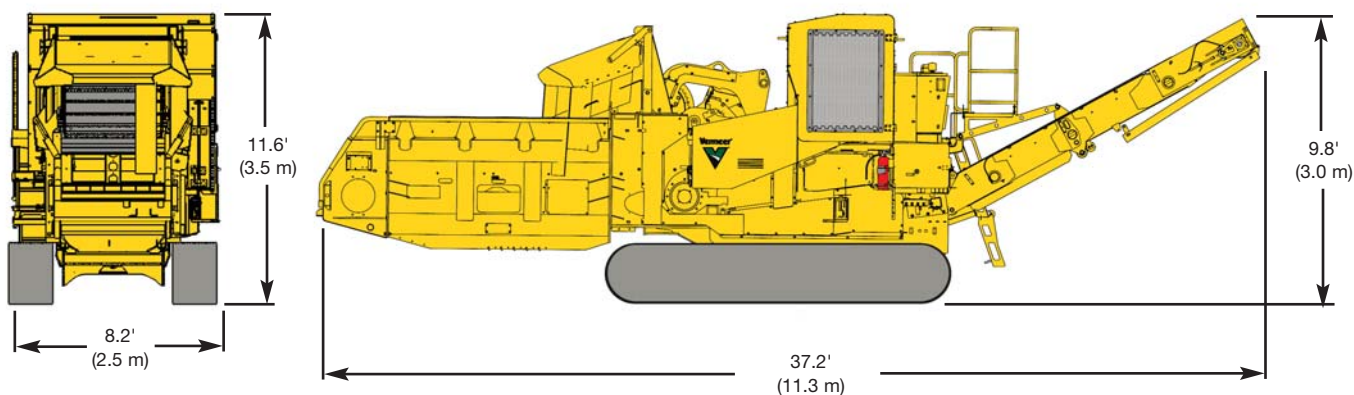
Ground clearance. The HG4000tx is designed with 16" (41 cm) of ground clearance, enhancing the unit's ability to traverse difficult terrain.





A state-of-the-art wireless remote control unit allows the operator to run most machine functions from up to 300' (91 m) away.





HG4000TX Specifications

General

Weight: 56,000 lb (25,401 kg)
 Length: 37.2' (11.3 m)
 Width: 8.2' (2.5 m)
 Height: 11.6' (3.5 m)

Hammermill

Drum diameter: 22.5" (57 cm)
 Tip diameter: 28.6" (73 cm)
 Drum cutting length: 51.2" (130 cm)
 Drum skin thickness: 1.5" (3.8 cm)
 Drum speed: 1050 rpm
 Number of hammers: 8
 Number of cutters: 16
 Screen weight: 398 - 482 lb (181 - 219 kg)
 Screen dimensions: 55" x 44" x 11"
 (140 x 112 x 28 cm)
 Number of screens: 30
 Anvil: Removable weldment

Engine

Make / model: Caterpillar C13
 Aspiration: Turbocharged and charge
 air cooled
 Number of cylinders: 6
 Horsepower (gross): 440 hp (328 kW)
 Cooling medium: Liquid
 Air cleaner: 2 stage
 Oil filter: Spin on remote
 Electrical system: 24 V
 Fuel tank capacity: 225 gal (852 L)
 Fuel consumption at full load: 22.6 gph
 (85.65 L/hr)
 Operation range (full load): 10 hours

Drive Line

PT Tech electronically controlled dry clutch

Controls

Full-function operator's station with radio
 remote control standard
 Remote control functions:
 Feed roller rotation (reverse)
 Feed roller (raise/float/crush)
 TOD (raise/lower)
 SmartGrind (on/off)
 Track propel (forward/reverse)
 Machine parameters (adjust/set)
 Two-speed track drive
 Feed conveyor (reverse)
 Throttle control
 Real time engine performance data
 Engine stop
 Fan (forward/reverse)

Infeed System

Feed roller diameter: 28" (71 cm)
 Feed roller length: 47.5" (121 cm)
 Feed roller tooth style: Sawtooth
 Feed roller raise height: 38" (97 cm)
 Feed roller down pressure: Hydraulically
 adjustable
 Feed throat height: 25.75" (65 cm)
 Feed table width: 50" (127 cm)
 Feed table length: 14' (4.3 m)
 Feed conveyor type: Formed alloy slat chain
 Hopper load height: 7.8' (2.3 m)

Discharge

Conveyor type: One-piece V-cleat
 Conveyor belt width: 48" (122 cm)
 Conveyor belt length: 52.5' (16 m)
 Loadout conveyor length: 12.2' (3.7 m)
 Discharge height: 9.8' (3.0 m)

Undercarriage

Track frame: Rigid frame
 Length (on ground): 11.4' (3.5 m)
 Track pad type: D4 double grouser
 Track pad quantity: 51
 Track pad width: 20" (51 cm)

Hydraulic System

Implement
 Type: Pressure and flow compensated
 Oil tank capacity: 92 gal (310 L)
 Oil type: HyPower 68
 Fan drive
 Type: Hydraulic open loop
 Oil type: HyPower 68
 Track drive
 Type: Hydraulic closed loop


Ground Drive

Type: Dual path hydrostatic drive with
 planetary transmission
 Ground speed: 0 - 3.0 mph (0 - 4.8 km/h)
 Ground pressure: 9.5 psi (0.66 bar)

Options

Hydraulic auto-reversing fan
 Magnetic tail pulley
 Infeed hopper extension
 Heavy duty infeed chain

Your Complete Global Service Provider for Quality Parts and Service



The Preventive Maintenance Plus program offers you flexibility in choosing a preventive maintenance plan that best fits your situation and service needs.



Get the parts and service edge. In addition to providing quality equipment, Vermeer delivers top-quality parts and superior service. Vermeer parts are manufactured to exacting specifications to help keep your Vermeer equipment running trouble-free and at OEM specifications.



Vermeer offers factory-certified training programs to its dealer network to ensure that the most current service procedures are presented to the service personnel of your Vermeer dealer.



Vermeer Corporation

1210 Vermeer Road East
P.O. Box 200

Pella, Iowa 50219 U.S.A.

Phone: (641) 628-3141

Fax: (641) 621-7773

International fax: +1 (641) 621-7730

www.vermeer.com

Call toll-free 1-888-VERMEER

1-888-837-6337 (U.S.A. only)

Vermeer EMEA

(Europe, Middle East, Africa, and CIS)

P.O. Box 323

4460 AS Goes

Netherlands

Phone: +31 113 272700

Fax: +31 113 272727

Vermeer Asia Pacific

(Asia Pacific, Australia Asia, China, Pakistan, and India)

48 Toh Guan Road East

#01-105 Enterprise Hub

Singapore 608586

Phone: +65 6516 9560

Fax: +65 6515 9218

Building Industry Partnerships to Serve You Better.

Vermeer has forged strong strategic alliances with tree industry giants that include Sherrill Incorporated and ArborMaster Training. These alliances ensure that top-quality industry support is the standard at Vermeer dealerships. Membership with the TCIA and ISA helps Vermeer stay in touch with the customers it serves and the issues they face.



ArborMaster.